

Scaled data based on original data using
LM-79-08 Approved Method: Electrical and Photometric Measurements of Solid-
State Lighting Products

Test Report Prepared for
Cooper Lighting Solutions
(formerly Eaton)

Brand: McGRAW-EDISON

Report Number: P228343

Luminaire Tested: **ISS-AF-XXX-LED-E1-SL4-7050-XXB**

Issue Date: 3/3/2020

Test Information

Test Method: LM-79-08
Report Number: P228343
TEST IS SCALED FROM IESNA LM-79-08 TEST DATA (P29763)
Test Lab: INNOVATION CENTER-P2
Issue Date: 3/3/2020
Manufacturer: COOPER LIGHTING SOLUTIONS (FORMERLY EATON)
Product Line: MCGRAW-EDISON
Catalog Number: ISS-AF-XXX-LED-E1-SL4-7050-XXB
Description: IMPACT ELITE LED QUATER SPHERE LUMINAIRE, EMERGENCY MODE WITH BATTERY BACKPACK BOX LIGHT SQUARE WITH ACCUCLED OPTICS-TYPE IV W/SPILL CONTROL
Light Source: (16) 5000K CCT, 70 CRI LEDs
Ballast/Driver: ELECTRONIC DRIVER

Summary

Lumens per Lamp: N/A
Luminaire Lumens: 561 lumens
Efficiency: N/A
Efficacy: 43.2 lumens/watt
Luminous Opening: Rectangular (W 0.5' x L: 0.5' x H: 0')
IES Classification: Type IV - Short - Non-Cutoff
BUG Rating: B0 - U0 - G1

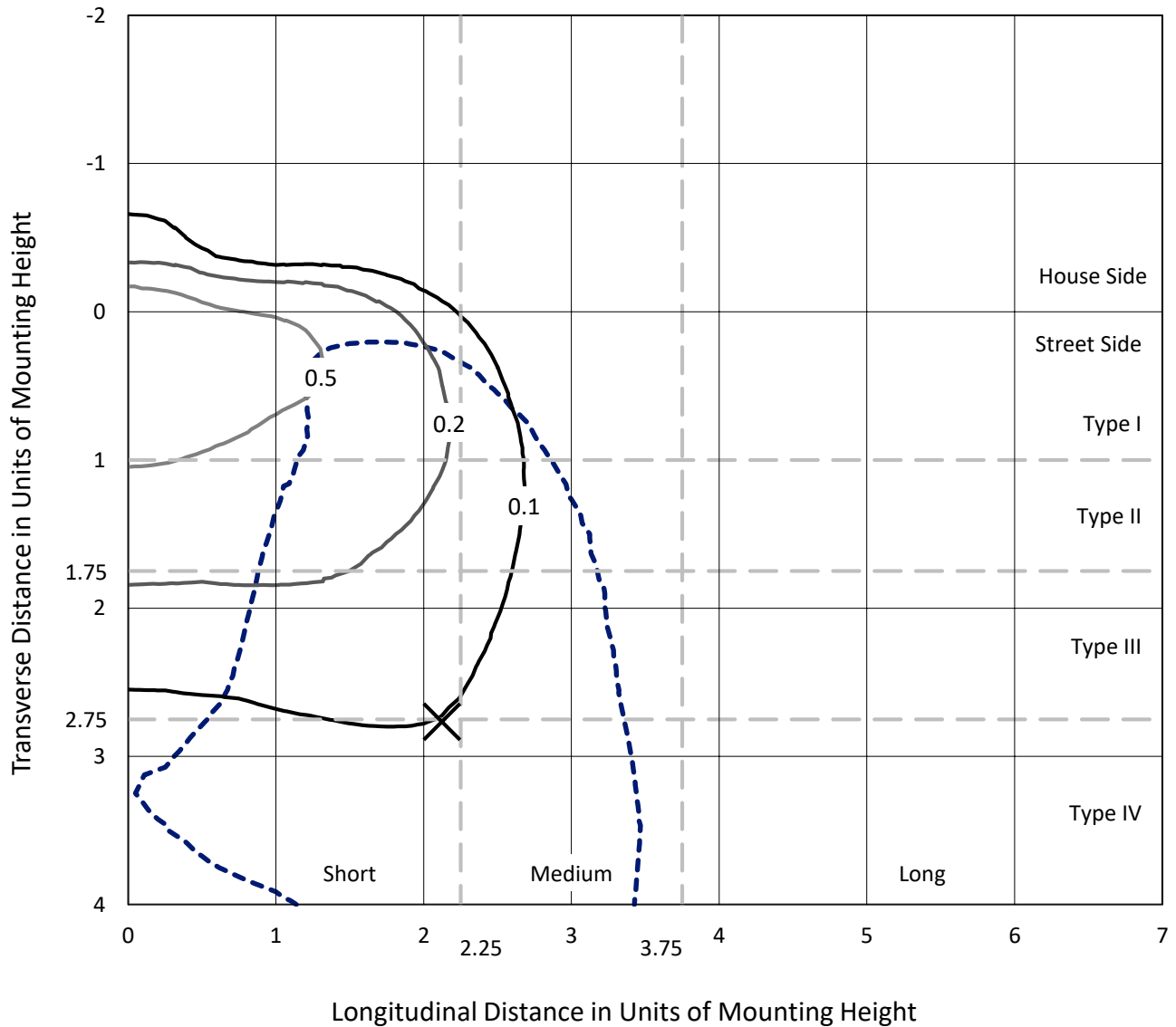
Input Watts (W): 13
Input Voltage (V): 120
Input Current (Ain): NR
Voltage Rise (V): NR
Power Factor: NR
Total Harmonic Distortion (THDi): NR
Frequency (hertz): 60
Stabilization Time: NR
Operation Time: NR
Ambient Temperature (°C): NR
Test Distance: 25 FT



REPORT NUMBER: P228343
 CATALOG NUMBER: ISS-AF-XXX-LED-E1-SL4-7050-XXB

Iso-Footcandle Lines of Horizontal Illumination

× Max cd
 - - - 1/2 Max cd

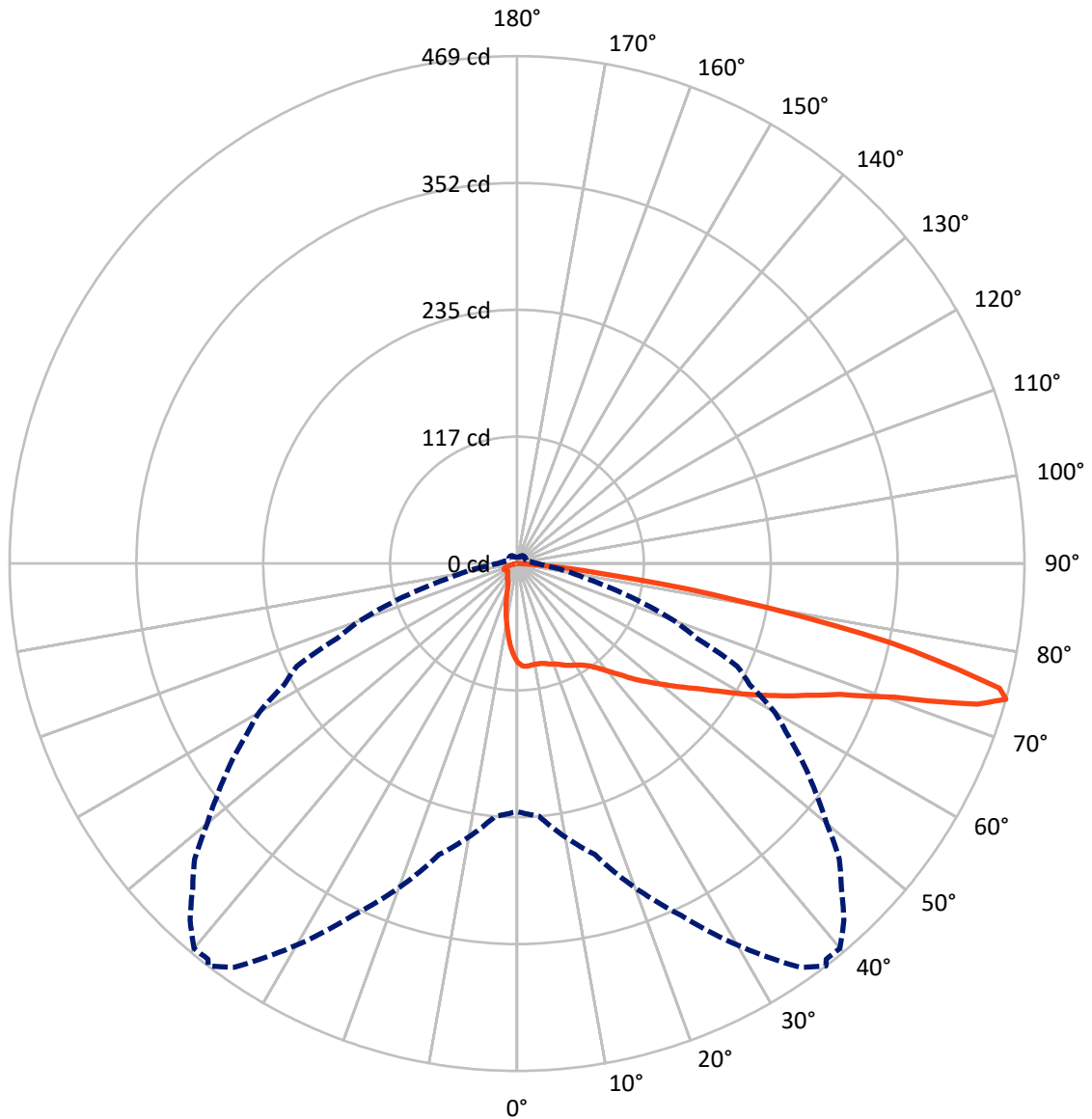


Based on 10 foot mounting height. Maximum calculated value = 1 fc
 Type IV - Short - Non-Cutoff

REPORT NUMBER: P228343

CATALOG NUMBER: ISS-AF-XXX-LED-E1-SL4-7050-XXB

Luminous Intensity Polar Plot



— Vertical Plane Through 37.5-Deg Lateral - - - Horizontal Cone Through 74-Deg Vertical

REPORT NUMBER: P228343

CATALOG NUMBER: ISS-AF-XXX-LED-E1-SL4-7050-XXB

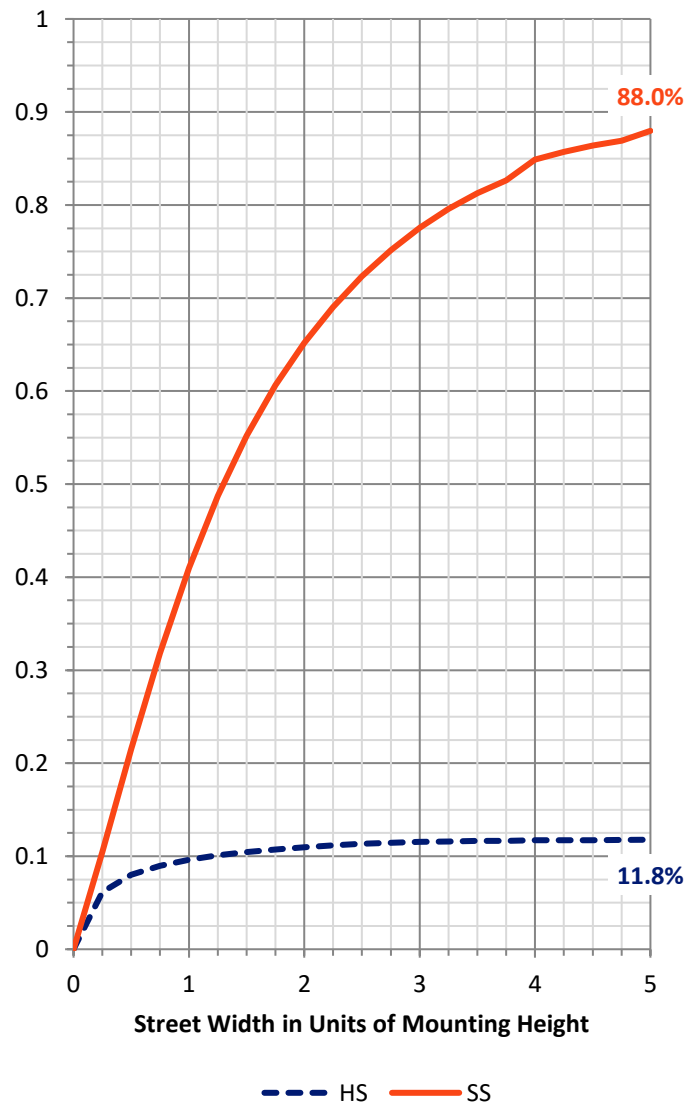
FLUX DISTRIBUTION:

		Downward	Upward	Total
House Side	Lumens	66.5	0.0	66.5
	% Fixture	11.9	0.0	11.9
Street Side	Lumens	494.5	0.0	494.5
	% Fixture	88.1	0.0	88.1
Total	Lumens	561.0	0.0	561.0
	% Fixture	100.0	0.0	100.0

Coefficient of Utilization

ZONAL LUMENS:

Zone	Lumens	% Fixture
0°-10°	8.0	1.4
10°-20°	20.3	3.6
20°-30°	31.5	5.6
30°-40°	46.7	8.3
40°-50°	71.8	12.8
50°-60°	106.1	18.9
60°-70°	141.5	25.2
70°-80°	122.1	21.8
80°-90°	13.1	2.3
90°-100°	0.0	0.0
100°-110°	0.0	0.0
110°-120°	0.0	0.0
120°-130°	0.0	0.0
130°-140°	0.0	0.0
140°-150°	0.0	0.0
150°-160°	0.0	0.0
160°-170°	0.0	0.0
170°-180°	0.0	0.0
0°-90°	561.0	100.0
0°-180°	561.0	100.0



REPORT NUMBER: P228343

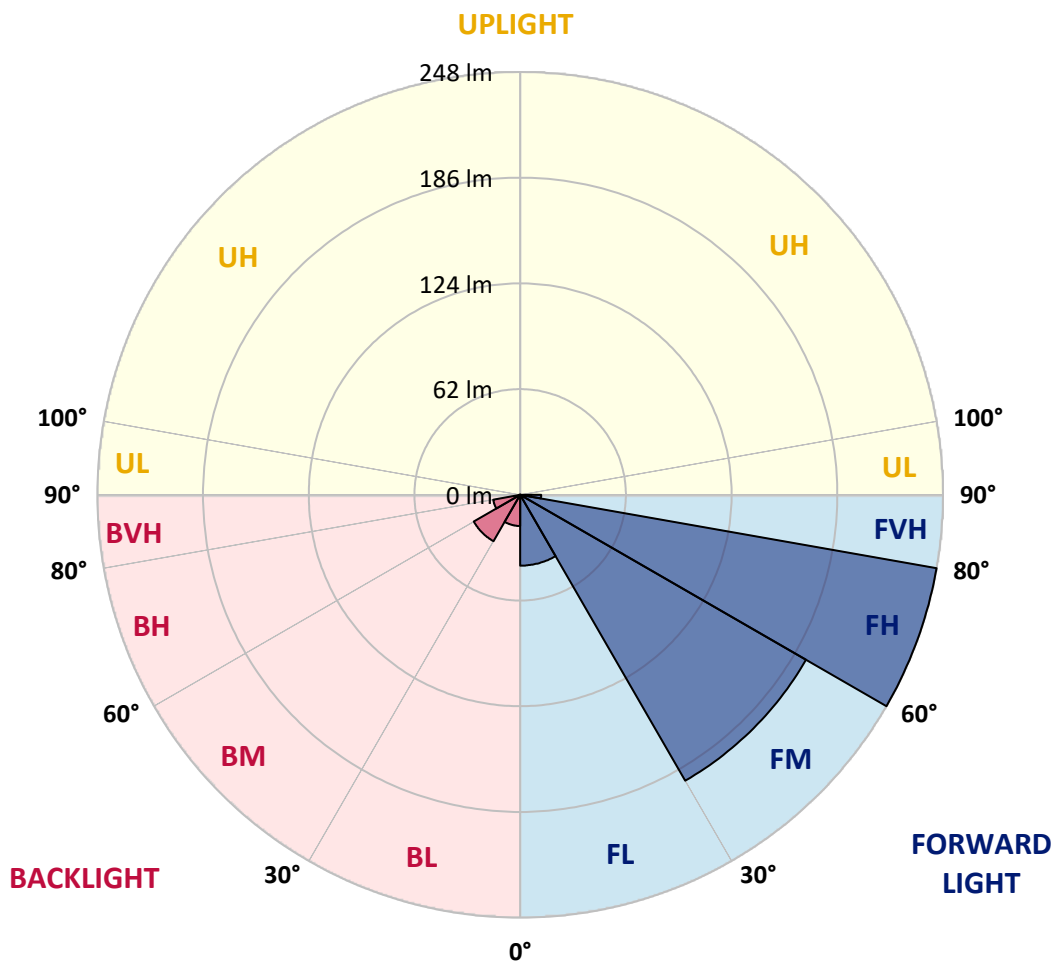
CATALOG NUMBER: ISS-AF-XXX-LED-E1-SL4-7050-XXB

LUMINAIRE CLASSIFICATION SYSTEM LUMEN TABLE AND BUG RATING:

Zone		Lumens	% Fixture	Zone Rating/Lumen Limit		
				B	U	G
FL	(0°-30°)	41.5	7.4			
FM	(30°-60°)	193.2	34.4			
FH	(60°-80°)	247.5	44.1			G0/660
FVH	(80°-90°)	12.3	2.2			G1/100
BL	(0°-30°)	18.3	3.3	B0/110		
BM	(30°-60°)	31.4	5.6	B0/220		
BH	(60°-80°)	16.0	2.9	B0/110		G0/110
BVH	(80°-90°)	0.9	0.2			G0/10
UL	(90°-100°)	0.0	0.0		U0/0	
UH	(100°-180°)	0.0	0.0		U0/0	

BUG Rating: B0-U0-G1

Type IV Short





REPORT NUMBER: P228343

CATALOG NUMBER: ISS-AF-XXX-LED-E1-SL4-7050-XXB

CANDELA DISTRIBUTION (FULL):

	0°	5°	15°	25°	35°	37.5°	38°	40°	42.5°	45°	47.5°
0°	91.5	91.5	91.5	91.5	91.5	91.5	91.5	91.5	91.5	91.5	91.5
2.5°	96.8	96.6	96.2	95.9	95.5	94.9	95.5	94.7	94.3	94.7	93.9
5°	98.5	98.2	97.8	97.0	96.6	95.5	96.2	95.1	94.9	95.3	94.3
7.5°	98.7	98.2	97.6	96.6	96.2	94.9	95.3	94.1	93.6	94.1	93.4
10°	98.0	97.8	97.2	95.5	95.1	94.7	94.5	93.6	93.4	93.2	93.0
12.5°	97.0	97.0	96.6	95.9	95.7	94.9	95.1	94.3	94.5	94.1	93.6
15°	96.6	96.4	96.8	97.2	97.2	95.9	96.8	96.2	95.7	95.9	95.3
17.5°	96.2	96.4	97.8	98.7	99.1	97.8	99.1	97.8	97.0	98.0	97.0
20°	95.9	96.6	99.1	101.0	101.2	99.1	101.2	99.1	99.1	100.3	98.5
22.5°	97.0	98.0	101.6	103.7	104.1	101.4	103.9	101.2	101.2	102.2	100.3
25°	100.3	101.4	105.4	107.7	107.3	104.3	106.6	103.9	103.7	105.0	102.4
27.5°	104.7	106.2	110.0	112.1	110.6	106.6	110.0	106.0	106.0	107.9	104.5
30°	111.0	112.1	115.4	115.6	113.8	108.9	112.7	108.3	107.7	111.0	106.8
32.5°	117.9	118.8	121.3	119.8	117.1	112.1	116.5	111.2	111.0	114.6	109.8
35°	125.3	126.1	126.9	124.4	121.9	116.5	121.3	116.1	115.8	119.8	115.2
37.5°	132.8	132.8	132.8	129.9	128.2	123.0	127.4	123.2	122.8	126.9	122.6
40°	138.9	139.3	138.7	136.0	135.1	131.3	135.1	131.3	132.0	135.7	132.2
42.5°	143.9	144.3	144.5	142.2	143.1	141.0	143.9	141.2	141.4	145.6	143.5
45°	148.9	148.7	150.4	149.8	152.3	152.5	154.2	153.1	153.6	156.7	156.1
47.5°	154.2	153.1	155.0	157.7	162.4	163.8	164.9	165.3	167.0	168.4	169.9
50°	159.2	158.2	159.4	165.5	172.8	176.0	176.2	178.3	180.2	182.3	185.2
52.5°	164.4	163.6	164.9	173.5	185.2	189.6	189.0	192.5	195.2	197.5	202.4
55°	169.9	169.1	170.3	183.1	198.4	204.5	203.8	208.9	214.1	214.9	220.4
57.5°	175.1	174.1	177.6	194.4	214.1	223.3	220.4	228.1	233.2	232.7	240.3
60°	180.8	180.0	185.6	208.2	233.8	245.7	241.3	251.6	255.2	253.7	260.8
62.5°	186.2	186.0	195.5	224.4	257.7	269.2	265.2	274.2	276.7	274.8	278.4
65°	191.3	192.5	206.1	240.5	280.7	293.9	288.5	297.5	300.4	298.9	305.0
67.5°	199.6	201.1	219.3	261.0	309.2	322.8	318.2	327.6	332.0	331.6	338.3
70°	212.0	214.7	238.8	290.1	352.6	370.0	367.4	379.0	389.6	388.8	395.5
72.5°	233.6	238.0	270.9	335.4	423.8	445.0	442.0	448.5	446.6	431.3	419.0
74°	229.4	234.8	278.8	359.1	455.8	469.3	464.4	464.6	447.5	424.2	404.3
75°	214.1	219.8	267.3	356.1	453.5	460.9	454.0	445.4	424.6	401.0	376.5
77.5°	146.9	154.2	196.5	287.6	365.1	355.1	353.4	337.1	309.6	283.0	251.6
80°	75.2	80.4	101.6	150.4	216.6	206.6	209.9	196.7	173.9	154.6	122.6
82.5°	18.0	19.3	30.0	58.2	93.9	85.9	87.1	77.1	63.9	52.2	40.4
85°	9.4	10.7	14.7	16.1	24.7	25.6	24.9	24.1	19.7	16.5	14.5
87.5°	0.0	0.0	0.0	0.4	0.2	0.0	0.2	0.0	0.0	0.2	0.4
90°	0.0	0.0	0.0	0.0	0.0	0.0	0.0	0.0	0.0	0.0	0.0



REPORT NUMBER: P228343

CATALOG NUMBER: ISS-AF-XXX-LED-E1-SL4-7050-XXB

CANDELA DISTRIBUTION (continued):

	50°	52.5°	55°	57.5°	60°	62.5°	65°	67.5°	70°	72.5°	75°
0°	91.5	91.5	91.5	91.5	91.5	91.5	91.5	91.5	91.5	91.5	91.5
2.5°	94.5	94.1	94.5	93.2	93.9	92.8	93.2	92.2	92.6	91.8	92.0
5°	94.9	93.9	94.5	93.4	93.6	92.8	92.6	92.2	92.0	91.3	90.9
7.5°	93.9	93.0	92.8	92.4	91.8	92.0	91.1	90.9	90.3	90.3	89.0
10°	92.8	93.0	91.8	92.2	91.1	91.3	89.9	90.3	89.2	90.1	88.2
12.5°	93.6	93.9	92.8	93.4	91.5	92.0	90.7	91.3	89.9	90.9	88.6
15°	95.5	95.3	94.9	94.9	93.0	93.9	92.4	92.8	91.3	92.6	90.1
17.5°	97.2	97.0	96.4	96.2	94.9	95.1	93.6	94.5	92.8	93.9	91.3
20°	99.1	98.0	97.8	97.6	96.2	96.2	95.1	95.5	93.9	95.1	92.2
22.5°	100.6	99.7	99.5	98.7	97.6	98.0	96.6	96.8	95.1	96.4	93.9
25°	102.9	101.8	101.8	100.6	99.9	99.7	98.9	99.5	97.8	98.7	96.4
27.5°	106.0	103.7	104.5	103.3	102.9	102.6	102.2	102.6	101.4	102.0	99.7
30°	108.9	106.0	107.3	105.6	106.4	105.6	106.2	105.6	105.6	105.6	104.5
32.5°	112.9	109.4	111.9	109.4	111.0	109.8	111.9	110.6	111.4	111.2	110.8
35°	118.6	114.4	117.9	114.6	117.5	115.8	118.8	118.2	119.8	119.0	119.8
37.5°	126.1	121.7	125.9	122.8	126.3	123.8	128.0	127.6	131.1	129.9	131.1
40°	135.5	132.4	135.5	133.2	137.0	136.0	140.4	140.6	144.5	143.9	145.4
42.5°	146.0	143.7	146.9	145.6	149.4	150.2	155.2	156.5	160.3	161.3	161.5
45°	157.3	156.9	159.4	160.7	164.4	167.0	171.4	174.5	178.7	181.0	180.6
47.5°	170.5	172.2	173.9	177.0	180.4	185.6	190.0	194.0	198.8	200.3	200.9
50°	185.4	188.3	189.8	194.2	197.5	204.0	210.1	215.1	220.4	219.8	220.2
52.5°	201.1	204.9	207.0	212.2	216.6	224.2	229.4	234.2	240.7	239.0	238.4
55°	218.5	224.2	225.8	231.7	235.5	243.2	247.8	256.2	258.9	257.3	253.7
57.5°	236.9	243.6	245.5	253.5	255.4	263.7	267.7	273.4	275.7	273.0	268.4
60°	257.9	264.0	265.4	272.5	275.1	282.8	285.7	290.8	292.4	285.7	279.2
62.5°	278.8	285.1	286.0	292.2	294.7	301.5	304.8	307.7	306.9	297.1	288.9
65°	302.7	308.8	310.9	317.2	318.6	323.7	326.4	323.0	321.1	306.3	297.1
67.5°	340.6	347.1	348.0	349.4	349.2	346.7	345.4	333.9	325.5	298.1	284.9
70°	390.5	385.7	376.2	365.3	357.4	343.1	334.8	311.1	293.5	262.7	240.5
72.5°	399.5	383.8	360.5	341.9	322.6	300.2	282.2	246.4	221.6	189.4	165.9
74°	373.9	348.4	323.9	297.7	275.5	242.8	224.6	179.3	154.8	122.1	93.6
75°	343.1	313.2	285.5	252.2	231.5	192.3	175.1	126.3	101.8	72.5	48.8
77.5°	218.9	183.1	156.7	118.2	102.0	70.4	51.5	32.1	23.7	20.7	18.0
80°	98.2	70.0	55.5	38.3	32.1	24.5	20.7	16.8	15.3	13.4	12.8
82.5°	31.4	25.1	23.9	21.4	21.4	17.2	14.7	11.5	10.5	9.0	8.2
85°	13.6	12.8	13.2	12.2	12.4	9.4	7.5	5.7	5.7	4.0	3.6
87.5°	0.4	0.0	0.2	0.0	0.4	0.0	0.2	0.0	0.2	0.0	0.2
90°	0.0	0.0	0.0	0.0	0.0	0.0	0.0	0.0	0.0	0.0	0.0



REPORT NUMBER: P228343

CATALOG NUMBER: ISS-AF-XXX-LED-E1-SL4-7050-XXB

CANDELA DISTRIBUTION (continued):

	77.5°	80°	85°	90°	95°	100°	102.5°	105°	107.5°	110°	112.5°
0°	91.5	91.5	91.5	91.5	91.5	91.5	91.5	91.5	91.5	91.5	91.5
2.5°	91.1	91.5	91.3	90.5	90.3	89.7	88.2	88.4	87.6	88.2	87.1
5°	90.3	90.1	89.2	88.2	87.1	85.9	84.8	84.4	83.6	83.2	82.5
7.5°	89.0	88.2	86.7	85.1	83.6	81.9	81.1	79.6	79.2	77.7	77.5
10°	88.6	87.1	85.5	83.4	80.9	78.3	78.1	75.6	75.4	73.1	72.5
12.5°	89.5	87.6	85.5	83.0	80.0	76.5	76.5	72.7	72.5	69.3	68.3
15°	91.1	88.8	86.1	83.2	79.4	75.0	74.8	70.4	70.0	66.2	64.9
17.5°	92.6	89.5	86.9	83.0	78.6	73.5	72.5	68.1	67.2	62.8	61.2
20°	93.6	90.1	87.1	82.5	77.1	71.2	69.8	65.2	63.3	58.9	56.6
22.5°	94.9	91.5	87.6	82.3	76.3	69.3	66.2	62.0	59.3	54.7	51.5
25°	96.8	93.9	89.0	83.0	75.6	67.5	63.3	58.9	55.1	50.5	45.9
27.5°	99.7	96.8	91.1	83.8	75.4	65.6	61.0	55.5	50.9	45.9	40.6
30°	103.9	100.8	94.7	86.1	75.6	64.1	58.4	52.6	47.1	41.3	35.8
32.5°	109.4	106.8	99.3	88.6	76.5	62.8	56.1	49.4	42.7	37.1	32.3
35°	116.9	115.2	105.8	93.4	78.6	62.2	53.8	46.5	39.0	33.3	28.1
37.5°	128.0	125.7	115.2	100.3	81.9	61.8	52.2	42.9	35.8	29.7	25.3
40°	142.0	138.9	126.3	108.7	87.1	62.0	50.7	40.2	33.1	26.6	23.0
42.5°	158.8	154.2	139.9	119.0	92.4	62.4	49.9	37.7	31.0	24.1	21.4
45°	177.6	172.4	156.1	131.8	99.9	63.5	49.2	35.6	29.1	22.2	20.3
47.5°	196.1	190.8	172.6	144.5	107.7	65.4	49.6	34.4	27.9	21.2	19.1
50°	214.1	208.7	187.3	156.1	114.4	67.9	51.3	34.6	27.7	20.7	18.4
52.5°	230.0	223.3	199.9	165.1	119.2	69.6	52.8	35.2	27.9	20.5	18.2
55°	245.9	237.4	209.9	172.2	122.1	69.8	52.8	35.4	28.1	20.5	18.0
57.5°	257.9	248.0	217.7	176.4	123.2	68.7	51.5	34.4	26.8	20.3	17.6
60°	265.4	254.9	223.1	179.1	121.7	64.3	44.8	30.4	23.7	18.9	16.3
62.5°	271.7	261.0	224.8	174.5	109.4	51.1	35.0	24.7	19.7	16.8	15.1
65°	273.2	260.4	213.0	154.2	85.5	35.4	25.3	19.5	16.1	14.9	13.6
67.5°	251.0	235.7	179.1	120.7	58.2	24.3	18.9	15.9	13.8	13.2	12.8
70°	204.0	187.3	131.1	79.0	32.5	17.0	14.5	13.2	11.9	11.9	11.3
72.5°	131.6	114.2	67.2	33.7	16.5	13.0	11.7	11.3	10.3	10.5	9.8
74°	67.2	52.4	27.4	17.8	13.6	11.5	10.5	10.3	9.2	9.4	8.8
75°	34.1	27.0	19.3	14.9	12.6	10.9	9.6	9.6	8.4	8.6	8.0
77.5°	15.9	15.3	13.2	11.7	10.7	9.2	8.0	7.8	6.5	6.9	6.1
80°	11.1	11.1	10.3	9.8	8.8	7.5	6.1	6.1	4.8	5.0	4.4
82.5°	6.3	5.9	5.9	6.7	6.9	5.7	4.4	4.2	3.6	3.6	2.9
85°	2.7	3.1	3.8	4.6	5.0	4.4	3.1	2.9	1.9	1.9	1.0
87.5°	0.0	0.2	0.2	0.4	0.8	0.8	0.0	0.4	0.0	0.2	0.0
90°	0.0	0.0	0.0	0.0	0.0	0.0	0.0	0.0	0.0	0.0	0.0



REPORT NUMBER: P228343

CATALOG NUMBER: ISS-AF-XXX-LED-E1-SL4-7050-XXB

CANDELA DISTRIBUTION (continued):

	115°	117.5°	120°	122.5°	125°	127.5°	130°	135°	145°	155°	165°
0°	91.5	91.5	91.5	91.5	91.5	91.5	91.5	91.5	91.5	91.5	91.5
2.5°	87.6	86.5	87.1	86.1	86.5	85.5	85.9	85.3	84.6	83.8	83.6
5°	81.9	81.1	80.9	79.8	80.0	79.2	78.3	77.3	76.0	74.4	73.7
7.5°	75.6	75.4	73.9	73.3	72.5	71.6	70.2	68.5	66.0	63.7	62.2
10°	70.2	69.6	67.5	66.4	65.2	64.1	62.0	59.7	56.1	52.6	50.7
12.5°	65.6	64.7	62.0	60.8	58.9	57.6	55.1	52.2	47.1	42.1	39.8
15°	61.8	60.5	57.4	55.5	53.0	51.7	49.0	44.8	38.8	33.5	30.4
17.5°	57.4	55.7	52.4	50.1	47.6	45.2	42.5	38.1	31.2	26.4	23.3
20°	52.6	50.5	46.9	43.8	41.1	39.0	36.2	31.8	24.9	21.2	19.5
22.5°	47.6	44.2	41.1	38.3	35.2	33.1	30.4	26.4	21.2	19.1	18.4
25°	42.3	38.5	35.4	32.7	29.7	27.9	25.6	22.4	19.3	18.6	18.6
27.5°	37.1	33.3	30.4	27.7	25.1	23.9	21.8	19.7	18.2	18.4	18.6
30°	32.3	28.5	25.8	23.7	21.4	20.5	18.9	17.6	17.4	18.0	18.2
32.5°	28.1	24.7	22.2	20.5	18.6	18.2	16.8	16.1	16.8	17.6	17.4
35°	24.5	21.8	19.3	18.2	16.5	16.3	15.3	14.9	15.7	16.8	16.8
37.5°	21.8	19.3	17.4	16.5	15.3	15.1	14.2	13.8	14.5	15.9	16.3
40°	19.5	18.0	16.1	15.3	14.5	14.0	13.6	13.2	13.4	15.3	15.5
42.5°	18.0	17.0	15.3	14.9	13.8	13.6	13.0	12.6	12.8	14.2	14.9
45°	17.0	16.1	14.7	14.5	13.4	13.2	12.6	12.2	12.4	13.6	14.2
47.5°	16.1	15.3	14.0	13.6	13.0	12.8	12.4	11.9	11.9	13.2	13.8
50°	15.7	14.9	13.6	13.2	12.6	12.4	11.9	11.5	11.7	12.8	13.2
52.5°	15.5	14.5	13.4	12.8	12.4	11.9	11.5	11.1	11.3	12.4	12.8
55°	15.5	14.2	13.4	12.8	12.2	11.5	11.3	10.7	11.1	11.9	12.6
57.5°	15.5	14.2	13.4	12.8	12.4	11.7	11.3	10.9	11.1	11.9	12.6
60°	15.1	14.0	13.6	13.0	12.8	12.2	11.9	11.5	11.5	12.6	13.6
62.5°	14.5	13.8	13.6	13.2	13.2	12.8	12.8	12.4	12.4	13.6	14.7
65°	13.6	13.2	13.4	13.2	13.2	13.2	13.0	13.0	13.0	14.0	15.3
67.5°	12.8	12.6	12.8	12.8	13.0	12.8	13.0	12.8	12.8	13.8	15.1
70°	11.5	11.5	11.7	11.5	11.7	11.7	11.9	11.9	11.9	12.6	13.8
72.5°	10.1	9.8	10.1	9.8	10.3	9.8	10.3	10.5	10.3	10.5	11.1
74°	9.0	8.8	9.0	8.8	9.2	8.8	9.0	9.0	8.8	7.1	6.1
75°	8.2	8.0	8.2	8.0	8.4	8.0	8.4	8.2	7.8	5.2	5.0
77.5°	6.5	5.9	6.5	5.9	6.3	5.7	6.1	5.2	4.0	3.8	3.8
80°	4.8	4.2	4.6	4.0	3.8	2.9	3.1	2.9	2.7	2.9	2.9
82.5°	2.9	2.1	2.5	1.9	2.3	1.7	2.1	1.9	1.7	1.7	1.7
85°	1.5	1.0	1.5	0.8	1.3	0.8	1.0	1.0	0.6	0.6	0.6
87.5°	0.2	0.0	0.4	0.0	0.4	0.0	0.2	0.2	0.0	0.0	0.0
90°	0.0	0.0	0.0	0.0	0.0	0.0	0.0	0.0	0.0	0.0	0.0

REPORT NUMBER: P228343

CATALOG NUMBER: ISS-AF-XXX-LED-E1-SL4-7050-XXB

CANDELA DISTRIBUTION (continued):

	175°	180°
0°	91.5	91.5
2.5°	83.0	83.2
5°	72.7	73.3
7.5°	61.4	61.8
10°	49.4	49.9
12.5°	38.1	38.5
15°	28.7	28.3
17.5°	22.0	21.6
20°	18.6	18.6
22.5°	18.2	18.0
25°	18.4	18.2
27.5°	18.4	18.2
30°	18.0	17.8
32.5°	17.4	17.2
35°	16.8	16.8
37.5°	16.3	16.5
40°	15.7	15.9
42.5°	15.1	15.3
45°	14.5	14.7
47.5°	13.8	13.8
50°	13.0	13.0
52.5°	12.8	12.8
55°	12.8	12.8
57.5°	13.2	13.2
60°	14.5	14.7
62.5°	17.0	17.2
65°	19.5	19.9
67.5°	19.7	20.3
70°	19.1	19.7
72.5°	13.2	13.2
74°	5.9	5.7
75°	5.0	4.8
77.5°	3.8	3.8
80°	2.7	2.5
82.5°	1.5	1.5
85°	0.4	0.4
87.5°	0.0	0.0
90°	0.0	0.0

(END OF REPORT)